


*Taylor Swift |
The Eras Tour
Social Story*

I can bring my ...




**Debit or credit card
(no cash)**



Ticket




**Sunflower
Lanyard**



Fidget objects

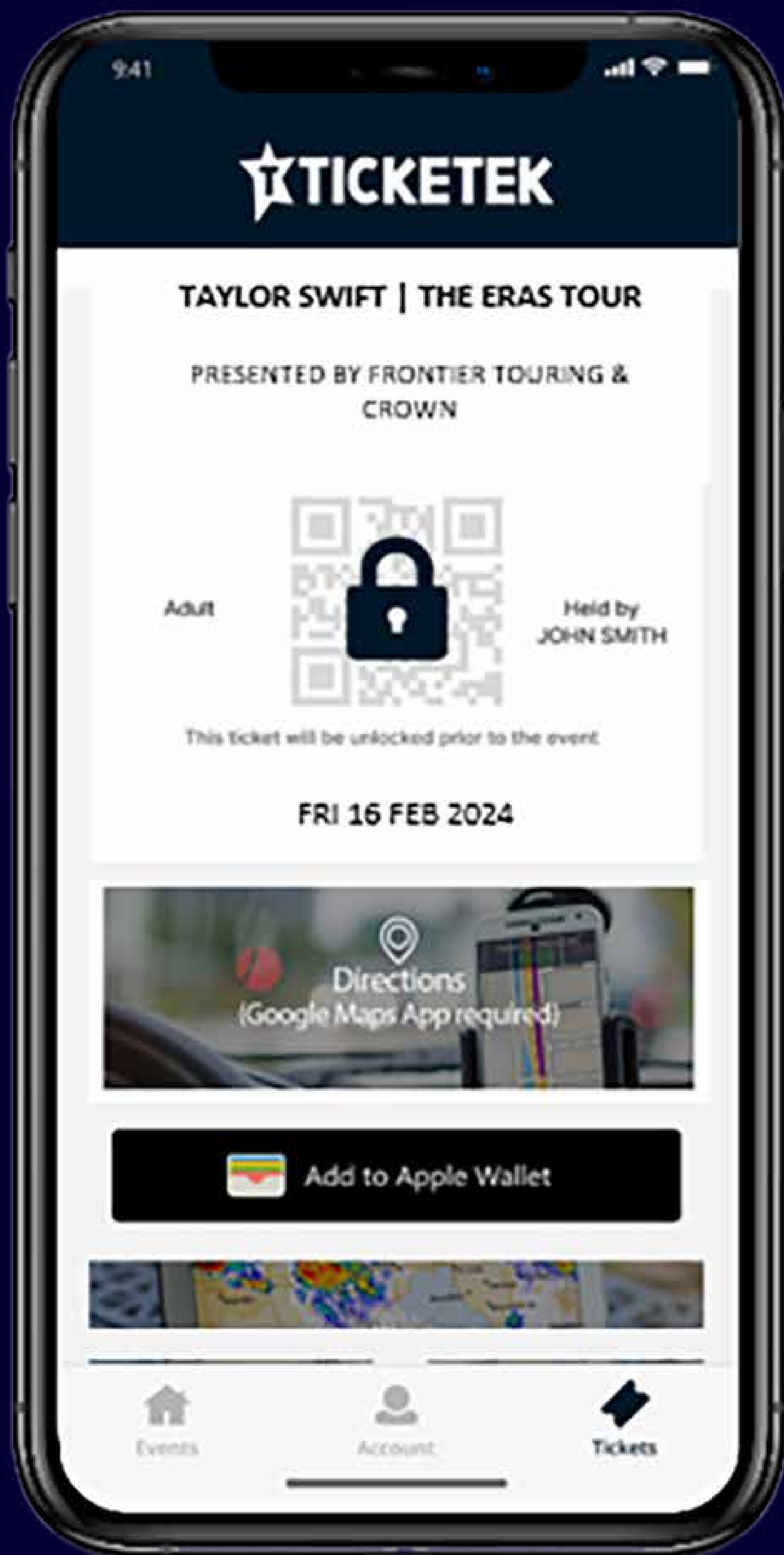


**Noise cancelling
headphones**



Drink bottle*

**See venue website for restrictions*

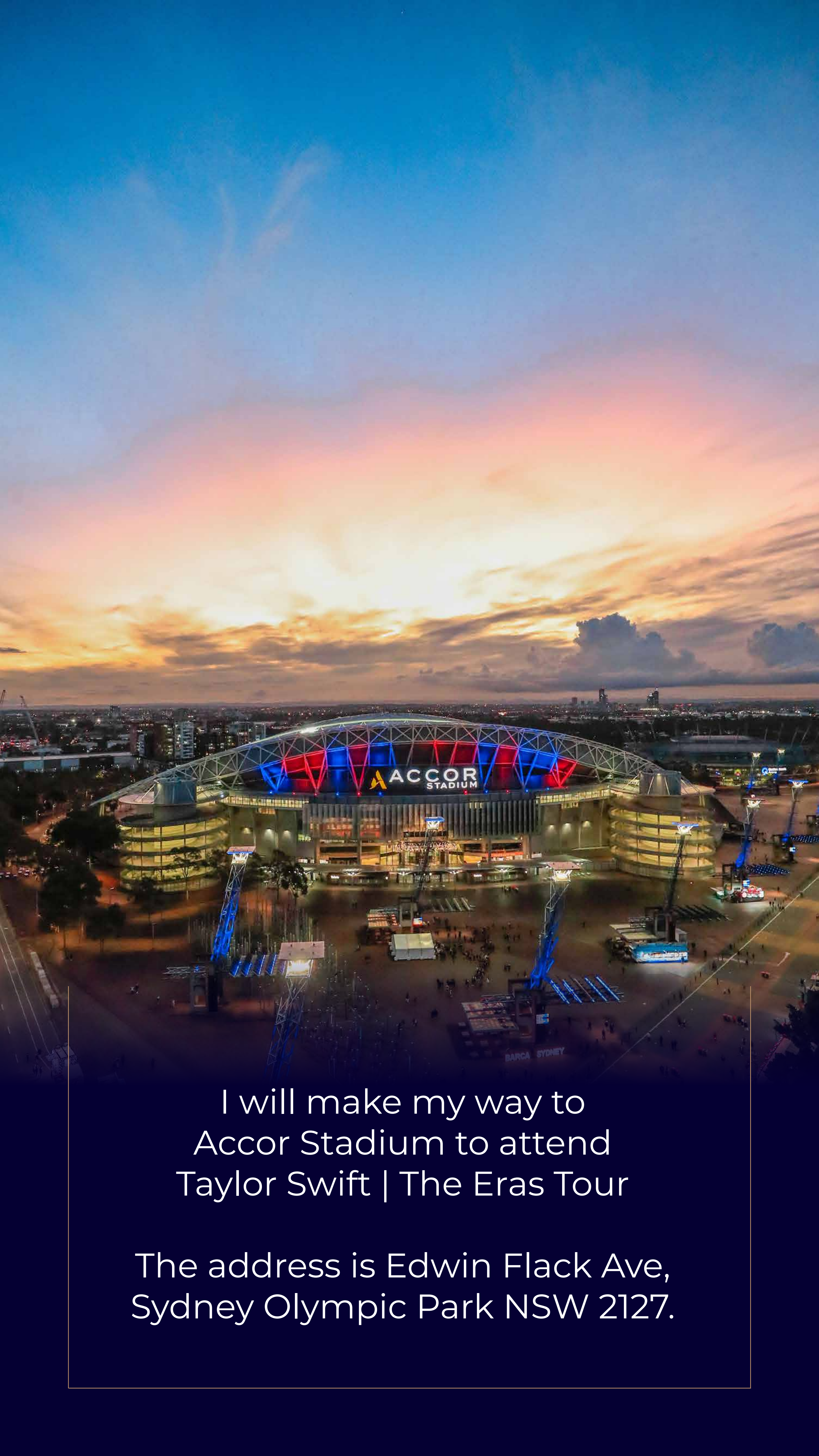


I **MUST** download my tickets through the Ticketek app.

My ticket will be updated with a barcode 5 days prior to the show.



If I have tickets for the arena floor, I will need to get my arena access wristband from staff immediately after passing through the turnstiles.



I will make my way to
Accor Stadium to attend
Taylor Swift | The Eras Tour

The address is Edwin Flack Ave,
Sydney Olympic Park NSW 2127.


*I can get there
by either...*



Car



Train



Bus



When I arrive, I will check my ticket for the correct gate to enter and then join the queue.

Taylor Swift | The Eras Tour is very popular, so there might be a lot of excited and noisy people outside the stadium.



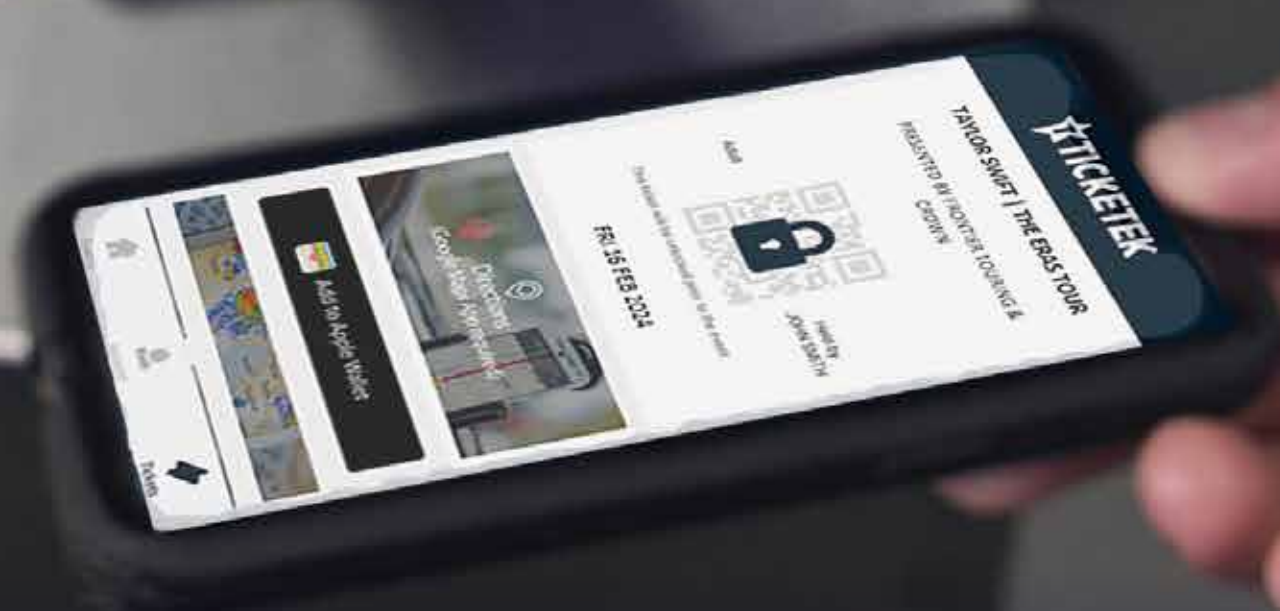
Security guards will check my bag before I enter.

They check everyone's bag for safety reasons.



The security guards will also scan me with their security wand.

They may ask me to turn around and lift my arms.



I will scan the barcode on my ticket to enter through the turnstiles.



If I need help or assistance
I can always ask the
Accor Stadium staff.



I will watch the concert
from my allocated seat.



The crowd will make a lot of noise when Taylor Swift | The Eras Tour starts.

I will see bright lights, hear loud music and see fireworks. I can bring my own headphones to wear if it's too noisy.



I will see people singing, dancing
and talking.

I can dance and sing if I want to.



If I need a break I can visit the sensory friendly space.



I can buy food and drink inside Accor Stadium using my bank card.



I will have fun at
Taylor Swift | The Eras Tour!

| **tibi**
access